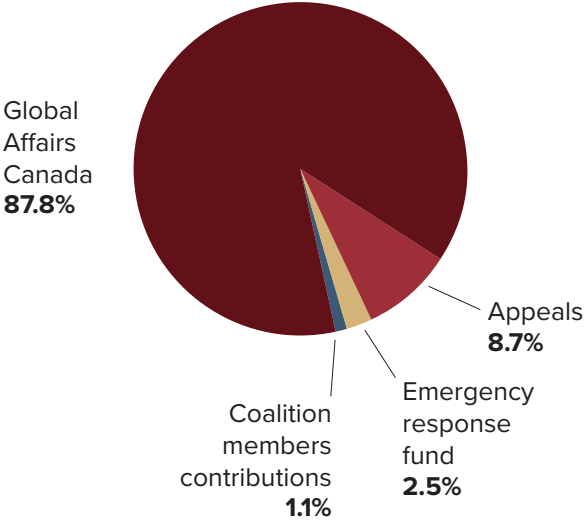


UNDERSTANDING HUMANITARIAN COALITION FUNDS AND SPENDING IN 2023



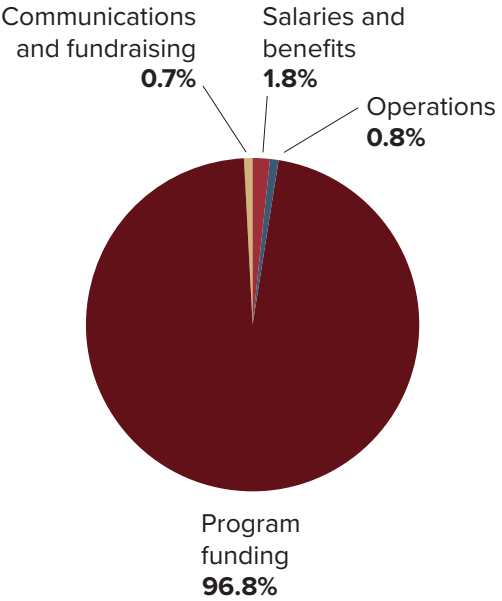
WHERE DID FUNDS COME FROM IN 2023?

Source	Amount (CAD)
Global Affairs Canada	\$37,884,718
Appeals	\$3,741,136
Emergency response fund	\$1,057,738
Coalition members contributions	\$463,685
Total	\$43,147,277



HOW WERE FUNDS SPENT IN 2023?

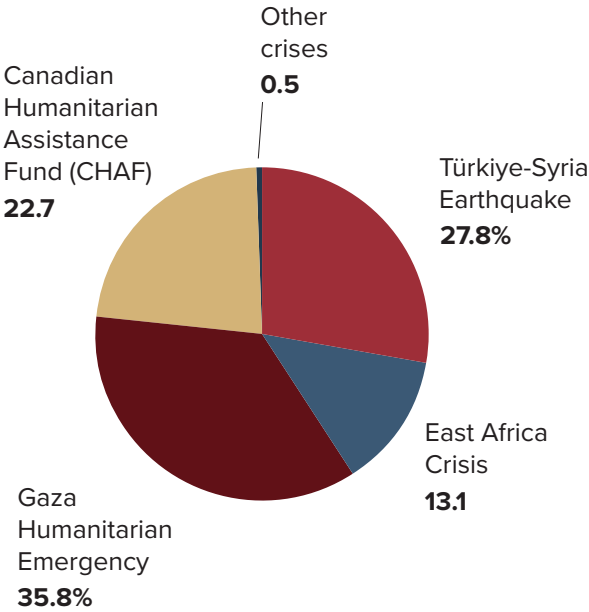
	Amount (CAD)
Salaries and benefits	\$759,198
Operations	\$359,158
Program funding	\$41,775,321
Communications and fundraising	\$321,479
Deficiency of revenues over expenses	-\$67,889
Total	\$43,147,267



HOW WERE PROGRAM FUNDS SPENT IN 2023?

	Amount (CAD)
Major emergencies	
Türkiye-Syria Earthquake	\$11,632,979
East Africa Crisis	\$5,473,489
Gaza Humanitarian Emergency	\$14,966,905
Smaller disasters	
Canadian Humanitarian Assistance Fund (CHAF) - 26 disaster response projects in 18 countries*	\$9,485,688
Other crises	
Afghanistan, Pakistan, Sudan, Ukraine, Yemen and Other Programmatic Expenses	\$216,260
Total	\$41,775,321

*Does not include Humanitarian Coalition member contributions (10% of each project value)



HOW DID 2023 PROGRAM SPENDING COMPARE TO PREVIOUS YEARS?

Year	Total Program Spending (CAD)	Major Emergencies	Smaller Disasters (Canadian Humanitarian Assistance Fund - CHAF)
2023	\$41,775,321	Türkiye-Syria Earthquake, East Africa Crisis, Gaza Humanitarian Emergency	26 disaster response projects in 18 countries
2022	\$19,961,131	Ukraine Crisis, Hunger Crisis, Pakistan Floods	12 disaster response projects in 9 countries
2021	\$6,088,311	India COVID Crisis, Haiti Earthquake	16 disaster response projects in 14 countries

